



MG5000

Insulation Testers/High voltage Digital type



Safety

IEC61010 CAT.III 1000V/CAT.IV 600V

Basic Features

- Test voltage DC 5000V/2500V/1000V/500V/250V
- Insulation Resistance up to 1TΩ
- Short circuit current up to 4mA
- Dielectric Absorption Ratio(DAR)
- Polarisation Index(PI)
- Auto discharge function
- Data hold(Auto)
- Auto power save: Power save about 10 minutes after the last operation
- CAT IV.600V
- IP54










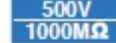

Display : numeral display 1200

Sampling rate : 3 times/sec.

Optional Accessories

LINE lead(Red) : TL-5K-15(15m)

Specifications

          							
Measuring range							
Test Voltage(DC)	250V	500V	1000V	2500V	5000V		
Range	0.0~104.9MΩ	0.0~99.9MΩ 80~1049MΩ	0.0~99.9MΩ 80~999MΩ 0.80~2.09GΩ	0.0~99.9MΩ 80~999MΩ 0.80~9.99GΩ 8.0~104.9GΩ	0.0~99.9MΩ 80~999MΩ 0.80~9.99GΩ 8.0~99.9GΩ	80~1000GΩ	1001~1199GΩ
Accuracy	±5%+3	±5%+3	±5%+3	±5%+3	±5%+3	±20%	-
Open circuit voltage	DC250V 0%~+20%	DC500V 0%~+20%	DC1000V 0%~+20%	DC2500V 0%~+20%	DC5000V 0%~+20%		
Rated test current	3mA±0.5mA						
Short circuit current	3mA~4mA						
Voltage measurement	AC : 30~1000V(50/60Hz)、DC : 30~1000V、Accuracy : ±(2% +3dgt)						
LCD	Bar graph : 36 points DAR/PI value : 9.99 Timer : 99:59(min : sec)						
Overload indication	V function : "OL" displayed with buzzer beep Insulation function : "OL" displayed						
Max. power consumption	Approx. 18 VA (measurement at 5000 V/approx. 1.8 MΩ)						
Battery Monitor	4-step indication						
IP rate	IP54						
Battery	LR14 x 8						
Size / Mass	H188 x W225 x D97mm / 1750g(Batteries included)						
Standard accessories included	Test lead(TL-5K) LINE lead(TL-5K-R:Red,3m), EARTH lead (TL-5K-B:Black,3m), GUARD lead (TL-5K-G:Green,3m), Alligator clip (TL-5K-A), Test probe (TL-5K-P), Hook probe (TL-5K-H) Carrying case(C-MG5K), Instruction manual, Battery(LR14 x 8)						

Copyright © 2012 Sanwa Electric Instrument Co., Ltd. All Rights Reserved.